

Ref: TT0012  
V1.1

## CMS - Elite Camera Normal/Mirror Image Switch

### Related Products - BE-9XXC & BE-8XXC (except BE-82XC)

Most of the Brigade Elite camera range have the option of changing the image from Normal to Mirror by moving a magnetic disc on the back of the housing.

A large screwdriver is required to remove the disc and place in the opposing position. There are three letters to confirm the position NOR = Normal and MIR = Mirror. It is recommended to select the position before the camera is fitted.

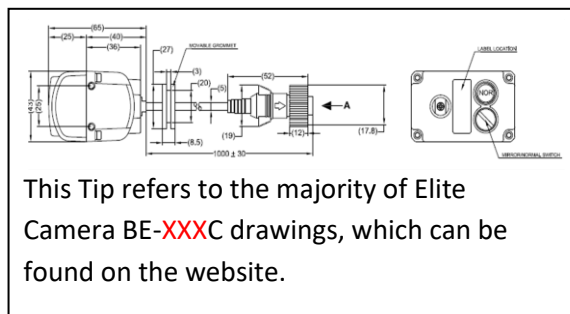
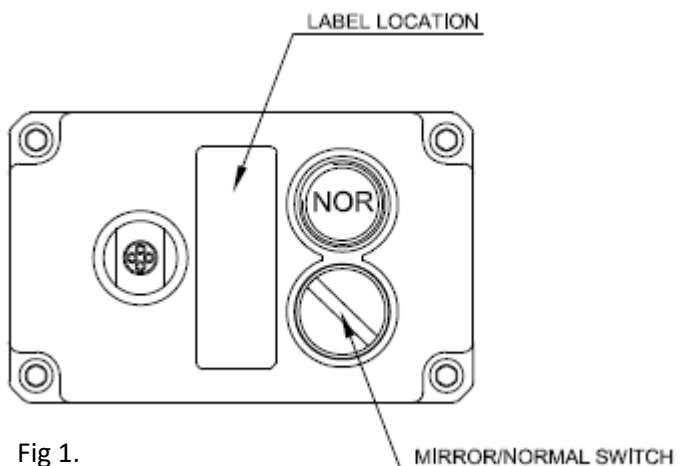
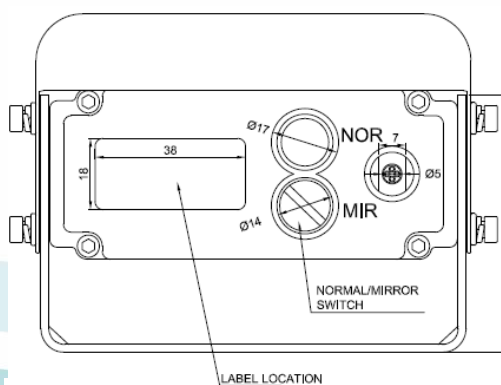


Fig. 1 and Fig. 2 show the diagrams for the different types of Elite cameras.



For the BE-80XC, BE-89XC, BE-85XC and BE-9XXC cameras the back is shown in the image Fig 1.



For the BE-81XC shutter camera the back is shown in the image Fig 2.

Note: The X can be replaced by any number.

Where to find this and other Tech Tips on the website

