

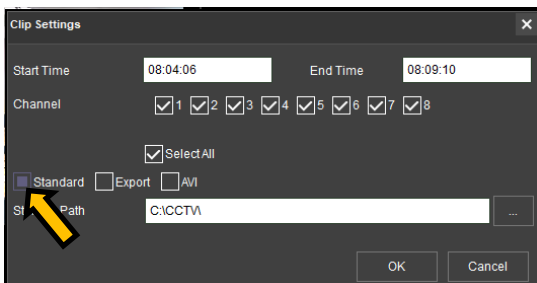
Ref: TT0011  
V1.3

## MDR - Dashboard Clipping Videos

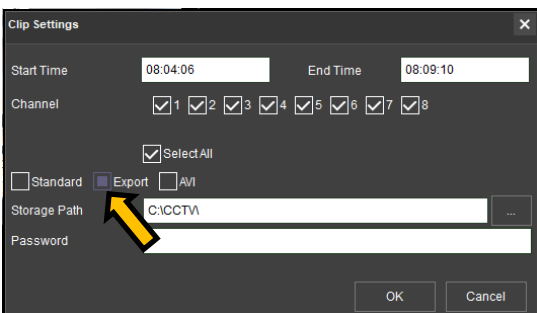
### Related Products – MDR Dashboard Software

When saving video clips using the MDR Dashboard there are formatting options on how to save the files. This document gives a recommendation on when to use each option. The full details can be found in the **Installation and Operation Guide Section 9.9**

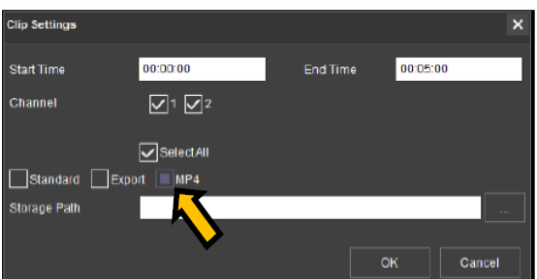
**The downloaded files need to be saved in a created folder on the C: Drive of the PC.**



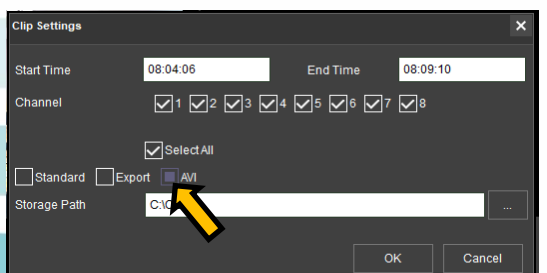
**Standard (.264 or .265)** – It is recommended that all files are saved in this format initially. This can only be viewed in the MDR Dashboard, although can be saved in the formats below later. This will ensure the saved files are still editable on the PC, as it contains the metadata\*.



**Export (.exe)** – This is used when the file needs to be sent to a third party, as it can be opened without the MDR Dashboard. The MDR Player is embedded in the clip. This file can be password protected, but is not necessary. **Export files have a limitation on size of 1GB, which is about 15 minutes of footage** (base on the default MDR record settings).



**MP4 (.mp4) MDR-Dashboard 6.0 v2.3.1.0.91 or AVI (.avi) MDR-Dashboard 5.0 v2.2.2.0.22** – These can be for users with common media players, such as Windows Media Player (WMP) & Video Lan Client (VLC). These files are easily accessible, but there is a lack of protection and missing metadata\*. [Not recommended]



**\*Metadata** – additional data about the clip; speed, location, voltage, temperature, etc...

Where to find this and other Tech Tips on the website

