

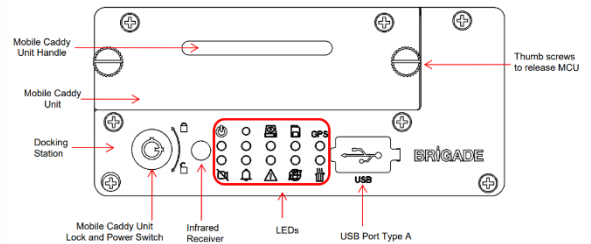


Related Products - Mobile Digital Recorder MDR 500 Series and MDR-644

Full details of this issue can be found in Section **7.4.2.1 Video Loss (MDR 500)** or **5.4.2 Video Loss (MDR-644)** of the current **Installation and Operation Guides**.

When a high pitched beeping comes from the Mobile Digital Recorder (MDR) unit it signifies an alarm sounding. This could be associated with **Video Loss**, which means either a camera is no longer working or the connection between the camera and MDR has been compromised. This alarm is enabled by default, although not recommended, this can be disabled while a camera or connection issue is being resolved.

To confirm if the alarm is due to Video Loss check the LEDs on the front of the MDR. If the **Alarm**  and **Video Loss**  Red LEDs are on, this indicates video signal loss which could be as a result of camera or camera connection failure.



Video loss can also be confirmed by the **Video Loss** image on the monitor. The Channel (camera) number may be shown in the top left corner to identify the channel number at fault.



Once the camera or connection has been fixed the alarm will no longer sound and the camera image will be restored on the monitor.

Please note if using Brigade Truck and Trailer connectors the **Video Loss** alarm will sound when the trailer is disconnected from the truck. Cameras can be individually disabled in the MDR Menu, which is recommended.

The current **Installation and Operation Guides** explain how to configure the alarm and can be found on the website – [here](#) – for the **MDR 500 Series Section 7.4.1 General**, and – [here](#) – for the **MDR-644 Section 5.4.1 General**.

