

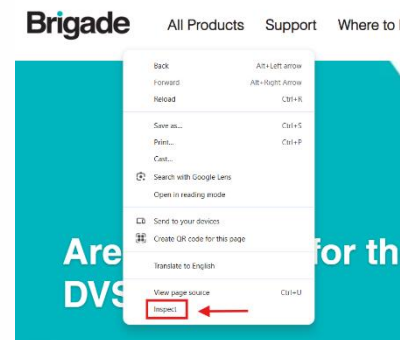
How to empty cache and hard reload website

Related Products – Brigade Website

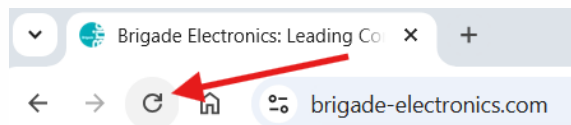
Brigade's website undergoes many content updates and because of this, we often clear the server cache. When this happens, some elements of the website take longer to clear and reload – this results in some elements not appearing how they should and in rare situations, the Product Support Area might not function as expected.

You could wait a few hours for this issue to resolve itself however if you need to access content urgently, you can empty the cache and hard reload the website yourself by following the steps below.

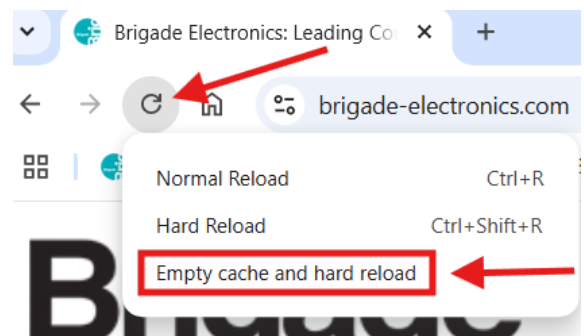
1. Open Brigade's website <https://brigade-electronics.com>
2. Right click anywhere on the website and select "Inspect"



3. Look at the top left of your browser and right-click the refresh button



4. Click "Empty Cache and Hard Reload"



Note: This will only work on PCs and Laptops.

Where to find this and other Tech Tips on the website

